


Summer Assignment 2022

Part I: Questions Art Historians Ask



Instructions: Read *Gardner's Art through the Ages*, "Introduction: What is Art History?". The link provided below is an older edition of the textbook we will use in class - you only need to read the introduction (p. 18 - 30). Formulate a brief summary for each of the questions listed below utilizing all of the vocabulary terms provided in the right-hand column next to each question. For example, your summary for "How old is it?" should contain the vocabulary terms, *physical evidence*, *documentary evidence*, *stylistic evidence*, and *internal evidence*. Your summaries should be written using complete sentences. You should formulate a total of five (5) summaries. Record your responses on your own sheet of paper, index cards, or Google Docs/Slide Set.


Gardner's Art through the Ages
"Introduction: What is Art History?"

https://www.art.pte.hu/sites/www.art.pte.hu/files/files/menuek/dokumentum/KI/muvtortenet/gardners-art-through-the-ages_reduce.pdf

Questions	Vocabulary
How old is it?	<ul style="list-style-type: none">● Physical Evidence● Documentary Evidence● Stylistic Evidence● Internal Evidence
What is its style?	<ul style="list-style-type: none">● Period Style● Regional Style● Personal Style
What is its subject?	<ul style="list-style-type: none">● Pictorial Subjects● Personification● Iconography
Who made it?	<ul style="list-style-type: none">● Attribution● School
Who paid for it?	<ul style="list-style-type: none">● Patron● Representation of Patrons

Summer Assignment 2022

Part II - Words Art Historians Use



Instructions: Read *Gardner's Art through the Ages*, "Introduction: What is Art History?". The link provided below is an older edition of the textbook we will use in class - you only need to read the introduction (p. 18 - 30). Formulate a definition for each term listed below using at least one sentence. Then provide a visualization of your definition - you may illustrate your visual or find images from the internet. Record your responses on your own sheet of paper, index cards, or Google Docs/Slide Set.

Gardner's Art through the Ages


"Introduction: What is Art History?"

https://www.art.pte.hu/sites/www.art.pte.hu/files/files/menuk/dokument/KI/muvtortenet/gardners-art-through-the-ages_reduce.pdf

1. Composition
2. Form
3. Material
4. Medium/Media
5. Technique
6. Line
7. Contour Line
8. Plane
9. Additive Line
10. Subtractive Line
11. Hue
12. Value/Tonality
13. Intensity/Saturation
14. Primary Colors
15. Secondary Colors
16. Space
17. Mass/Volume
18. Illusion of Space
19. Perspective
20. Foreshortening
21. Scale/Proportion
22. Module
23. Canon
24. Hierarchy of Scale
25. Additive Sculpture
26. Armature
27. Mold
28. Casting
29. Subtractive Sculpture
30. Carving
31. Relief Sculpture
32. Bas-Relief
33. High Relief
34. Architectural Plan
35. Architectural Section
36. Architectural Elevation
37. Architectural Cutaway

Summer Assignment 2022

Part III - Global Prehistoric Art



Instructions: Navigate to *smarthistory.org* and find the page titled, “Required works of art for AP Art History” and bookmark the webpage. Review *Content Area 1: Global Prehistoric Art* “Overview Guide” articles titled, “Paleolithic art, an introduction”, “The Neolithic revolution”, and “Neolithic period in China, an introduction”. Review all required works of art for *Global Prehistoric Art*). Take personal notes as you read the materials provided for Global Prehistoric Art. You do not have to submit any work for Part III, however we will be utilizing this information for the pre-assessment at the beginning of the school year. Be prepared to dive directly into Global Prehistoric Art on the first day of school!

Smarthistory.org “Required works of art for APAH”

Bookmark/save the following webpage:

→ <https://smarthistory.org/required-works-for-ap/>

Content Area 1: Global Prehistoric Art “Overview Guide”

Review the following articles and take personal notes:

- Paleolithic art, an introduction
<https://smarthistory.org/paleolithic-art-an-introduction/>
- The Neolithic revolution
<https://smarthistory.org/the-neolithic-revolution/>
- Neolithic period in China, an introduction
<https://smarthistory.org/neolithic-period-china-introduction/>

Content Area 1: Global Prehistoric Art Required Works:

Review the following works and take personal notes:

1. Apollo 11 Stones
<https://smarthistory.org/apollo-11-cave-stones-2/>
2. Great Hall of the Bulls
<https://smarthistory.org/hall-of-bulls-lascaux/>
3. Camelid sacrum in the shape of a canine
<https://smarthistory.org/camelid-sacrum-in-the-shape-of-a-canine/>
4. *Running Horned Woman*
<https://smarthistory.org/running-horned-woman-tassili-najjer-algeria-2/>
5. Bushel with ibex motif
<https://smarthistory.org/running-horned-woman-tassili-najjer-algeria-2/>
6. Anthropomorphic Stele
<https://smarthistory.org/anthropomorphic-stele/>
7. Jade Cong
<https://smarthistory.org/jade-cong-2/>
8. Stonehenge
<https://smarthistory.org/stonehenge/>
9. The Ambum Stone
<https://smarthistory.org/ambum/>
10. Tlatilco female figurine
<https://smarthistory.org/tlatilco-figurines/>
11. Terra cotta fragment
<https://smarthistory.org/lapita/>

