


Longleaf School of the Arts

School Website: longleafschool.org

Grade Span: 09-12 Charter: Yes
 322 Chapanoke Road, Raleigh, NC 27603
 919-896-8164

Go to the Analytics Site to 
<https://ncreportcards.ondemand.sas.com/landing.html>

Compare to Other Schools 

2018-19 Overall Performance

View Performance by School or District | View Performance by Subgroup

B 2018-19 GRADE


76

PERFORMANCE GRADE SCORE




Growth Range	Growth Status
85.0-100.0	Exceeded
70.0-84.9	Met
50.0-69.9	Not Met

Performance Grade Score History



Academic Growth History

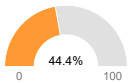


 Note - To protect student privacy, some data values for small groups will be suppressed as "> 95%" or "< 5%" in the charts or tables below. For counts less than 10, no data will be displayed.

2018-19 Student Characteristics & Participation

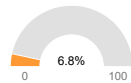
This section describes some key measures about the students at this school.

Incoming Student Readiness

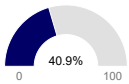


44.4% of the students entering 9th Grade across the school are proficient.

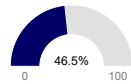
Percentage Economically Disadvantaged



6.8% of Students across the school are economically disadvantaged.



40.9% of the students entering 9th Grade across the state are proficient.



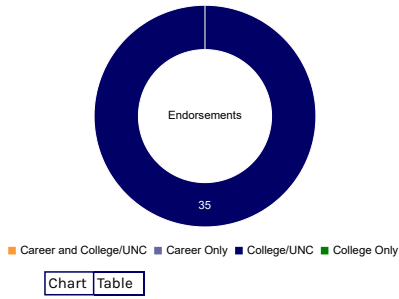
46.5% of Students across the state are economically disadvantaged.

2018-19 Career and College Ready

This section describes data around College and Career Ready in Longleaf School of the Arts. For more information about College and Career Ready please see: <http://www.ncpublicschools.org/cte/> (<http://www.ncpublicschools.org/cte/>).

Career Ready | College Ready

High School Diploma Endorsements ¹



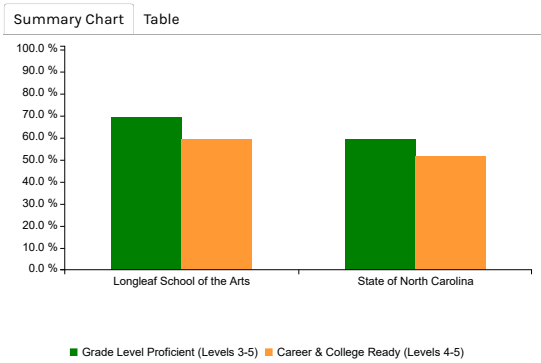
2018-19 Student Performance

Student Performance by School/District | Student Performance by Subgroup

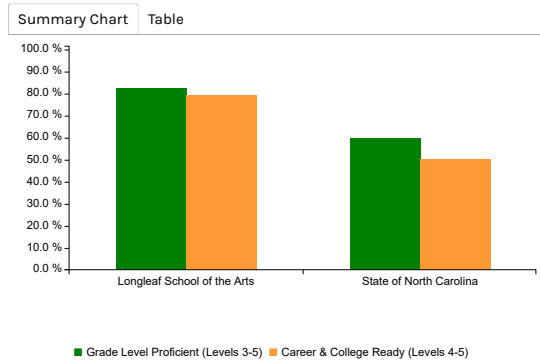
This section describes student performance in various test subject areas. Student test performance is reported as one of five achievement levels ¹. Levels 1 and 2 are below grade level. Level 3 is grade level proficient. Levels 4 and 5 indicate students are on track for career and college readiness. For math, student test performance is reported as one of four achievement levels. Not Proficient is below grade level. Level 3 is grade level proficient, Levels 4 and 5 indicate students are on track for career and college readiness.

Proficiency in Subject Areas

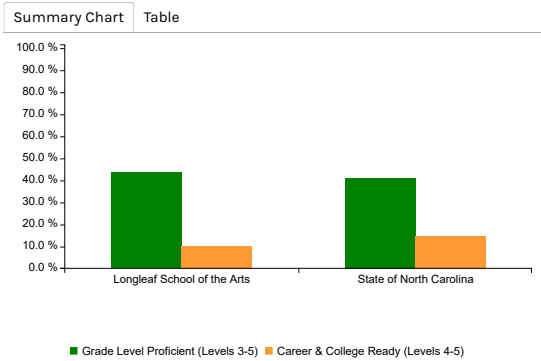
Biology Performance ¹



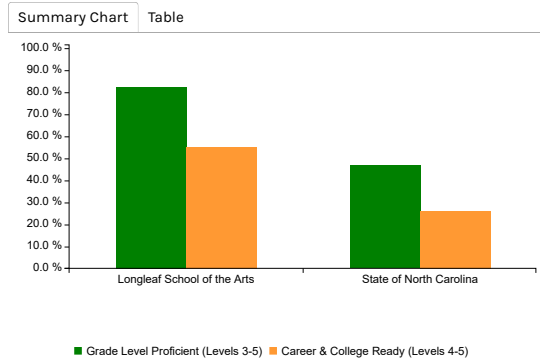
English II Performance ¹



NC Math 1 Performance ¹

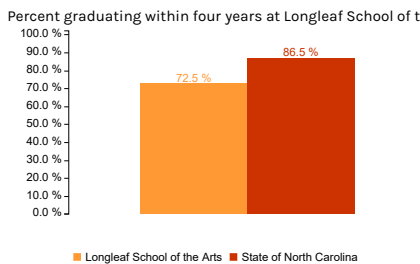


NC Math 3 Performance ¹

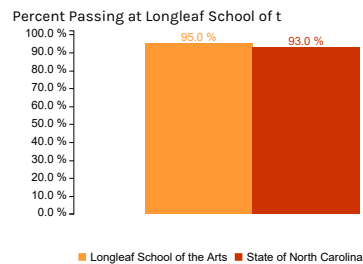


Other Measures

4 Year Graduation Rate ¹




Passing Math 3 ¹



Student Enrollment in Advanced Courses ⁱ

The following charts show the breakdown of number of students enrolled in advanced courses.


Longleaf School of the Arts



■ Advanced Placement (AP) ■ Career & College Promise (CCP)
■ International Baccalaureate (IB)

Chart Table

State of North Carolina

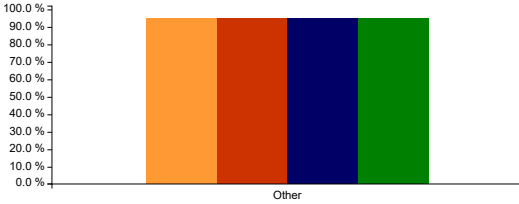


■ Advanced Placement (AP) ■ Career & College Promise (CCP)
■ International Baccalaureate (IB)

Chart Table

Test Participation ⁱ

Percentage of students participating in state mandated standardized testing.



■ Biology ■ English II ■ High School Math ■ The ACT

Chart Table

Students with Disabilities Alternate Test Participation

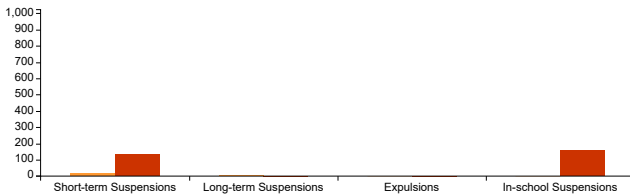
The percent of tested students is expected to be below 1% at the state level. Most schools have so few students that this information may be masked to protect student privacy. ⁱ

2018-19 School Environment

[View Environment by School/District](#) [View Environment by Subgroup](#)

This section provides information on the school environment and facilities

Suspension and Expulsion Rates (per 1000 students) ⁱ



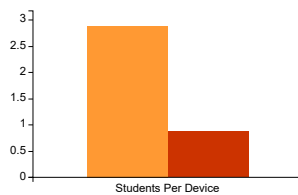
■ Longleaf School of the Arts ■ State of North Carolina

Chart Table

Rates of Criminal Acts, Bullying, Law Enforcement Referrals, and Arrests (per 1000 Students) ⁱ

	Criminal Acts	Bullying and Harrassment	Referral to Law Enforcement	Arrests
Longleaf School of the Arts	5.99	2.99	0.00	0.00
State of North Carolina	6.29	11.28	2.48	0.10

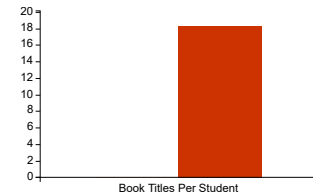
Students Per Device ⁱ



■ Longleaf School of the Arts ■ State of North Carolina

Chart Table

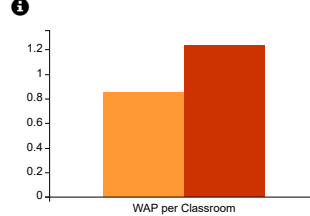
Book Titles Per Student ⁱ



■ Longleaf School of the Arts ■ State of North Carolina

Chart Table

Wireless Access Points per Classroom ⁱ



■ Longleaf School of the Arts ■ State of North Carolina

Chart Table

Strategic Planning 2018-19

This section provides information on Longleaf School of the Arts's strategic planning, goals and progress.

Progress Goals ⁱ

This school has progress goals for 4 Year Graduation Rate, Math Grade 11, and Reading Grade 10 in the following student groups - ALL, and White.

Click the following link http://accrpt.ncpublicschools.org/essa_ltg/ltg.html to see the progress of student groups at this school (note you will need to select this school again).