

## AP Art History Summer Assignment – Summer 2023

**Dear AP Student,**

Welcome to AP Art History! This course is designed to give you a worldview of the history of art through observation, discussion, reading, and research. According to the College Board's course description, AP Art History

...students will engage with its forms and content as they research, discuss, read, and write about art, artists, art making, and responses to and interpretations of art. By investigating specific course content of 250 works of art characterized by diverse artistic traditions from prehistory to the present, the students develop in-depth, holistic understanding of the history of art from a global perspective. Students learn and apply skills of visual, contextual, and comparative analysis to engage with a variety of art forms, developing understanding of individual works and interconnections across history.

With the above information in mind, the intention of this assignment is to allow you to demonstrate your current ability to evaluate various pieces of art thoughtfully, as well as the basic elements and principles of design. Furthermore, this assignment will prepare you for your continuing development and exploration of art history this coming school year.

### **Due Dates:**

Complete the following assignment elements by Wednesday, August 16, 2023 at the start of class. Make sure to upload your work as a PDF, Word, or Google Document to allow me to annotate and/or comment.

### **Questions:**








Any questions or concerns should be directed toward Ms. Taylor, who can be reached at [taylor@longleafschool.com](mailto:taylor@longleafschool.com).

## Part 1: Elements and Principles of Design

Define each of the following terms in *your own words* (this means you should phrase the definition in a way that makes sense to you). I have provided a visual clue for you to help in the definition of each term. Do not look up the definitions – as this is a chance for me to see what you already know and what you need to know!








### Elements of Design:

- Line:
- Shape:
- Value:
- Form:
- Color:
- Space:
- Texture:

Line	
Shape	
Form	
Colour	
Texture	
Space	
Value	

Principles of Design:

- Pattern
- Contrast
- Emphasis
- Balance
- Proportion/Scale
- Harmony/Unity
- Rhythm/Movement

Pattern	
Contrast	
Emphasis	
Balance	
Proportion/Scale	
Harmony	
Rhythm/Movement	

## **Part 2: Foundational Studies**

For each of the following works of art, create either a physical or digital flash card (feel free to use Quizlet, PowerPoint, or similar app to create digital flashcards). This will be the basis of your study cards for this year. We have 250 works of art to study – we will be using these flash cards to study all of them! I have provided a link for each work of art that will help provide the required information.

*For each flash card, please include the following information:*

- Title
- Movement
- Date
- Location
- Materials
- Form
  - Consider: What materials are used to make this work? What innovations in architecture or use of materials are seen? How large or small is the work? Is it a singular piece or a part of a series?
- Context
  - Consider: What was going on in the place this work was made (religiously, politically, socially) at the time the artwork was created? What was going on in the artist's life? Who was the patron of the work?
- Content
  - Consider: What is the meaning of the work? What is happening in the work? Is any symbolism being used?
- Function
  - Consider: Where was the work meant to be displayed? Who was meant to see the artwork? How was it used by the artist or culture who made it? How was it reinterpreted by a different culture (if at all)?

*Works to Study:*

- [Great Hall of the Bulls](#)
- [Great Pyramids and Great Sphinx](#)
  - [Khufu](#)
  - [Khafre and the Great Sphinx](#)
  - [Menkaure](#)
- [The Birth of Venus](#)
- [Where do we come from? What are we? Where are we going?](#)
- [The Great Serpent Mound](#)
- [Power Figure \(Nkisi Nkondi\)](#)
- [The Great Mosque of Isfahan](#)
- [Terra Cotta Warriors](#)
- [Navigation Chart](#)
- [Stadia II](#)

### **Part 3: Research and Notes**

As you watch or read each of the following linked texts, take notes based on the elements you think are key. Consider terminology, skills, dates, names, and places.

Your notes can be digital or on paper. They can be in any format you choose. We will be going over this information within the first few weeks of school.

Text 1:

[Video on the role of Religion in Art History](#)

Text 2:

[Video on how Art helps Analyzation Skills](#)

Text 3:

[Text on Calendar Dates and History](#)

Text 4:

[Article on Stonehenge and its legacy](#)